

RL24-12

25.6V - 12AH

307WH



REVOLITHIUM
INDUSTRIAL BATTERY

ELECTRICAL SPECIFICATIONS

Nominal Voltage	25.6 V
Nominal Capacity	12 AH
Energy	307WH
Resistance	≤100 MΩ
Maximum Modules in Series	Up to 2S (51.2V)

CHARGE SPECIFICATIONS

Recommended Charge Current	6 A
Recommended Charge Voltage	28.4 V-29.2 V
BMS Charge Voltage Cut-Off	29.2 V (3.65 ±0.5 vpc) (1.1 ±0.4 s)
Reconnect Voltage	28.8 V (3.6 ±0.05 vpc)
Charging method	CC-CV

DISCHARGE SPECIFICATIONS

Maximum Continuous Discharge Current	12 A
Peak Discharge Current	30 A (<2S)
Peak Discharge Current	22 V (2.75 vpc)
BMS Discharge Voltage Cut-Off	16 V (2.0 ±0.08 vpc) (20 ±6 ms)
Reconnect Voltage	20 V (2.5 ±0.05 vpc)
Short Circuit Protection	200-600 μs

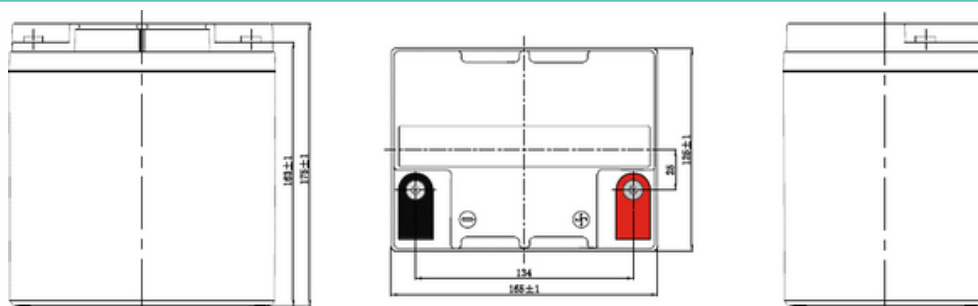
TEMPERATURE SPECIFICATIONS

Discharge Temperature	-20°C to 60 °C
Charge Temperature	0 °C to 50 °C
Recommend Storage Temperature	-5°C to 35 °C

MECHANICAL SPECIFICATIONS

Dimensions (L x W x H)	165 x 125 x 175 mm
Weight	3 Kg
Terminal Type	M5
Case Material	ABS
Enclosure Protection	IP55

DIMENSIONAL SPECIFICATIONS




IBS Italia - Industrial Battery Service Italia S.r.l.

Via E. Caviglia 3 - 20139 MILANO (MI) - ITALY

e-mail: assistenza@ibsbatterie.it - commerciale@ibsbatterie.it

Tel. (+39) 02 21.11.69.68



RL24-12

25.6V - 12AH

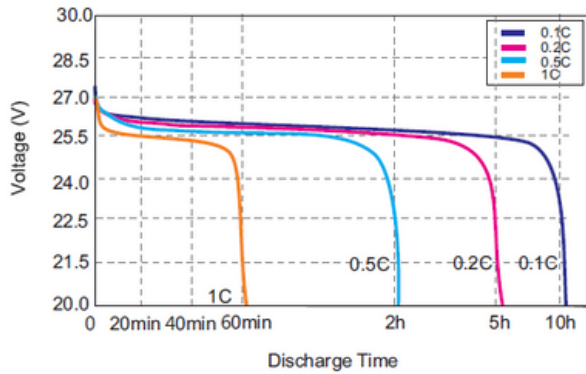
307WH



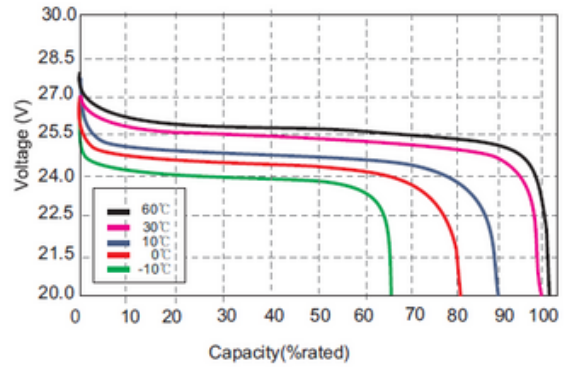
REVOLITHIUM
INDUSTRIAL BATTERY

PERFORMANCE CURVE

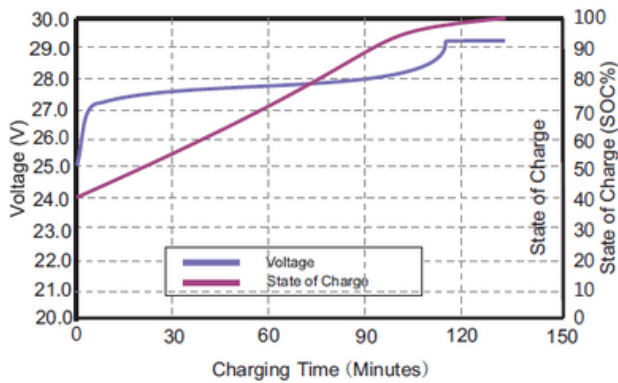
Different Rate Discharge Curve @25°C



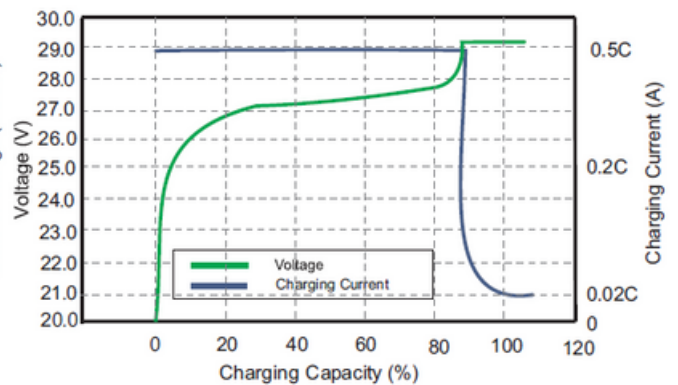
Different Temperature Discharge Curve @0.5C



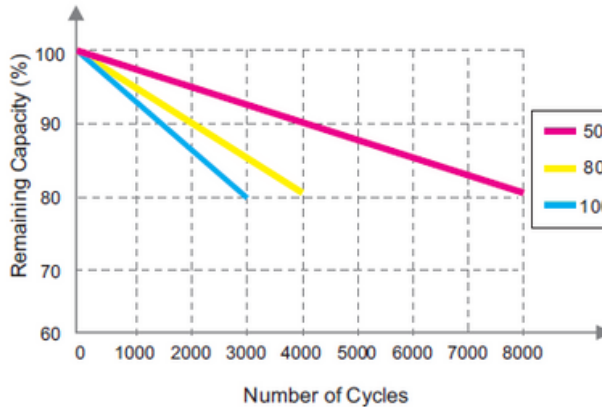
State of Charge Curve @0.5C 25°C



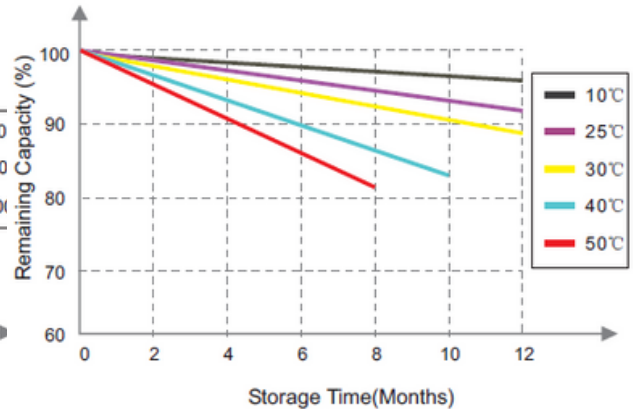
Charging Characteristics @0.5C 25°C



Different DOD Discharge Cycle life Curve @0.2C 25°C



Different Temperature Self Discharge Curve



IBS Italia - Industrial Battery Service Italia S.r.l.

Via E. Cavaglia 3 - 20139 MILANO (MI) - ITALY

e-mail: assistenza@ibsbatterie.it - commerciale@ibsbatterie.it

Tel. (+39) 02 21.11.69.68